

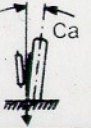







DAF	(NL)										
33 tous types (1967)	-		0-1/ 0°-0°10'	1°30'±30'	0°±30'	7°30'±30'	-	±0,5/±05'	-		
44 (1968 →)	-		2-4/ 0°20'-0°40'	1°20'±30'	4°50'±30' ^{*1}	8°30'±30'	-	±0,5/±05'	-		
55 / 55T Coupé	-		2-4/ 0°20'-0°40'	1°21'±30'	4°30'±30'	8°30'±30'	-	±0,5/±05'	-		
55 Marathon	-		2-4/ 0°20'-0°40'	1°21'±30'	4°30'±30'	8°30'±30'	-	±0,5/±05'	-		
66 L/SL	-		2-4/ 0°20'-0°40'	1°21'±30'	4°30'±30'	8°30'±30'	-	±0,5/±05'	-		
66/1100 Marathon	-		2-4/ 0°20'-0°40'	1°21'±30'	4°30'±30'	8°30'±30'	-	±0,5/±05'	-		
66/1300 Marathon	-		2-4/ 0°20'-0°40'	1°21'±30'	4°30'±30'	8°30'±30'	-	±0,5/±05'	-		

Observations :

*1 - Chasse 4°30'±30' à partir de 1973
 NOTA : Les réglages sont effectués à vide.