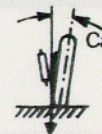
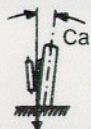


1983-2

OLDSMOBILE (USA)



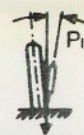
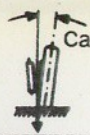
Starfire V6-231	-	0-3,17/ 0°-0°32'	0°15'±30'	-0°45'±1°	8°			
F85	-	3,2-4,8/ 0°32'-0°48'	0°07'±0°22'	-1°15'±30'	8°			
Vista Delta	-	3,2-4,8/ 0°32'-0°48'	0°07'±0°22'	-1°15'±30'	8°			
Oméga	-	0-3,17/ 0°-0°32'	0°45'±30'	-1°±30' *1	8°			
Cutlass	-	0-3,17/ 0°-0°32'	1°±30' *2	2°±30'	8°			
Jetway	-	0-1,6/ 0°-0°16'	0°07'±0°22'	-2°±30'	8°			
Vista Cruiser	-	0-3,17/ 0°-0°32'	1°±30' *2	1°30'±30'	8°			
Custom Cruiser	-	0-3,17/ 0°-0°32'	1°±30' *2	1°30'±30'	8°			
Delta 88 (1975)	-	1,58±3,17/ 0°16'±0°32'	1°±30' *3	1°30'±30'	8°			
Tornado (T.A.)(1975)	-	0±3,17/ 0°±0°32'	0°15'±45'	0°±1°	8°			
Minety Eight (1975)	-	1,58±3,17/ 0°16'±0°32'	1°±30' *3	1°30'±30'	8°			
Cultass (1975-76)	-	1,58/0°16'	1°±30' *3	2°±30'	8°			
Cultass Suprême (1975-76)	-	1,58/0°16'	1°±30' *3	2°±30'	8°			
Starfire (1978)	-	-1,6-/+1,6	-0°36'-/+1°	-1°48'-/ +0°12'				

Observations :

*1- Avec Servo-Direction = 1°±30'

*2- Carrossage - Roue droite = 0°30'±30'

*3- Carrossage - Roue droite = 0°30'±30'



OLDSMOBILE (USA)									
Oméga (1978 →)	-	1,6-6,4/	0°-1°36'	0°-2° *1					
Cutlass (1978 →)	-	1,6-6,4/	-0°18' -/ +1°18'	0°-2° *2					
88-98 (1978 →)	-	0-6,4/	0°-1°36'	2°-4°					
Toronado (1978)	-	+3,2-/-3,2	-1°-/+0°30'	2°-4°					
Starfire (1979)	-	-4,8 /+1,6	-0°36' -/+1°	-1°48' -/ +0°12'					
Toronado (1979)	-	+4,8-/-4,8	+0°48' -/ -0°48'	3°30' - 1°30'					
Starfire (1980)	-	-4,8-/+12,7 -0°38' -/+0°12'	-0°36' -/+1°	-1°48' -/ +0°12'					
Cutlass (1980)	-	1,6-6,3/ 0°12' -0°30'	0°20' -1°20'	0°-2° *2					
88-98 (1980)	-	1,6-6,3/ 0°12' -0°30'	0°-1°36'	2°-4°					

Observations :

*1 - Direction non assistée = -2°-0°
 *2 - Direction assistée = 2°-4°